



# Engineers4Future

Turbo

Fuel cell

E-Mobility

Industry

*Investor Presentation*

*April 2024*



## **BOOSTER in a nutshell**

**4**  
**divisions**

1. Turbo
2. Fuel cell
3. E-Mobility
4. Industry

**5**  
**production facilities**

across 3 continents incl.  
Europe, Asia and Central  
America

**~1,000**  
**employees**

Our excellent team  
serves various industries  
worldwide with state-of-  
the-art manufacturing

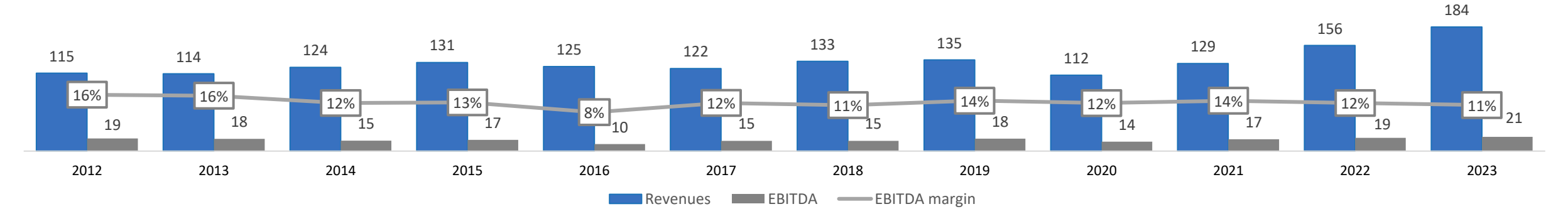
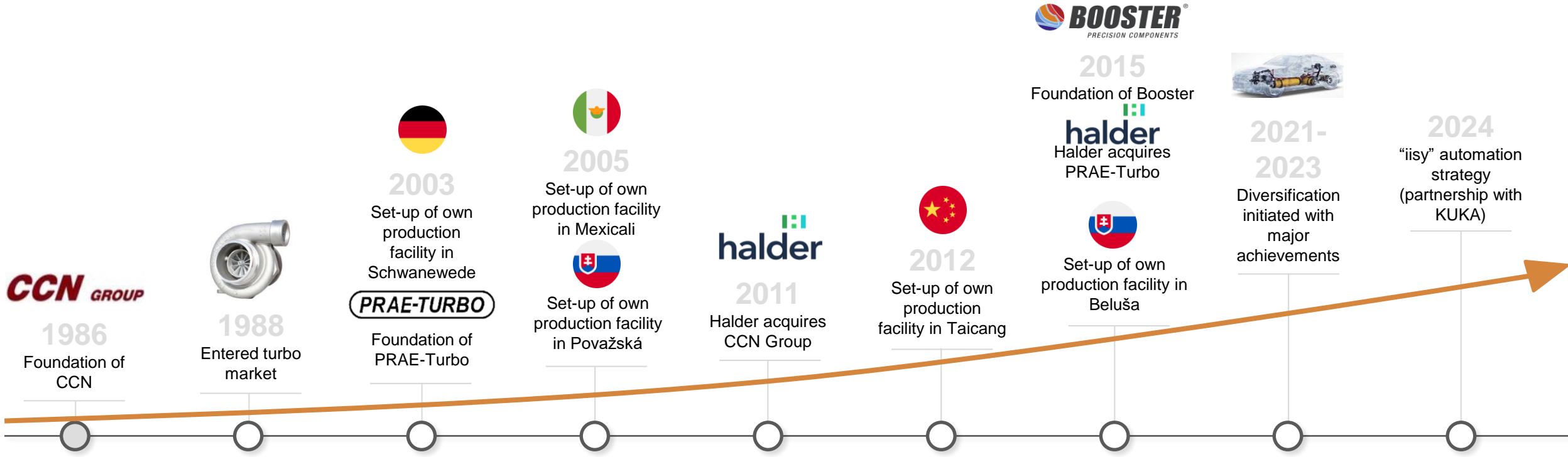
**EUR 184m**  
**revenues**

EBITDA of  
EUR 21.3m  
in 2023

# At the forefront of the industry for over 35 years



GENERAL  
TURBO  
FUEL CELL  
E-MOBILITY  
INDUSTRY



# Precision components make the difference



GENERAL  
TURBO  
FUEL CELL  
E-MOBILITY  
INDUSTRY




**> Turbo**  
*Passion for detail*

BOOSTER's roots lie in the field of turbochargers for the automotive industry. The goal has always been to help combustion engines achieve optimum energy efficiency.



**98M<sub>CWL</sub> / 30M<sub>VTG</sub>**  
*DELIVERED LAST 10 YEARS*



**> Fuel Cell**  
*Engineering for future*

Fuel cell and hydrogen systems are the technologies of the future. They have great potential in numerous areas and are therefore BOOSTER's top priority.



**>10**  
*SUCCESSFUL PROJECTS*




**> E-Mobility**  
*Precision to transform*

The path to emission-free mobility requires increasingly efficient systems and poses major challenges for the industry.



**TAILORED**  
*MANUFACTURING  
PROCESSES USING CUTTING  
EDGE TECHNOLOGY*



**> Industry**  
*Performance for perfection*

Fully automated CNC milling machine park produces precision components ranging from conventional compressor wheels for liquids and gases to components for switching, control and measuring devices.



**130 ROBOTS**  
*DEPLOYED IN BOOSTER'S  
PLANTS WORLDWIDE*

# BOOSTER Group – expanding into new markets



GENERAL  
TURBO  
FUEL CELL  
E-MOBILITY  
INDUSTRY



Benefiting from its foundational turbocharger business, BOOSTER is expanding into new markets where already >50% of prototyping revenue is earned and initial customers for serial production have already been secured



In terms of future end markets, BOOSTER focuses on e-mobility, fuel cell, and industrial, which share promising market growth and volume, margin potential, as well as comparably manageable market entry barriers



BOOSTER has already achieved some of its strategic goals, materializing in booked business, product pipelines, and lead funnels with target customers for the penetration of new end markets

## Major achievements regarding anticipated diversification in 2023

**+100%**

Number of Key Customers in 2021-2023

**+40%**

Prototyping revenue generated in new markets

**100%**

Of new customers coming from new business

**EUR 15m**

Booked business for e-mobility

**EUR 180m+**

Open RQFs in non-ICE related business, thereof EUR 60m+ in fuel cells

**EUR 11m+**

Fuel cell component business

**10+**

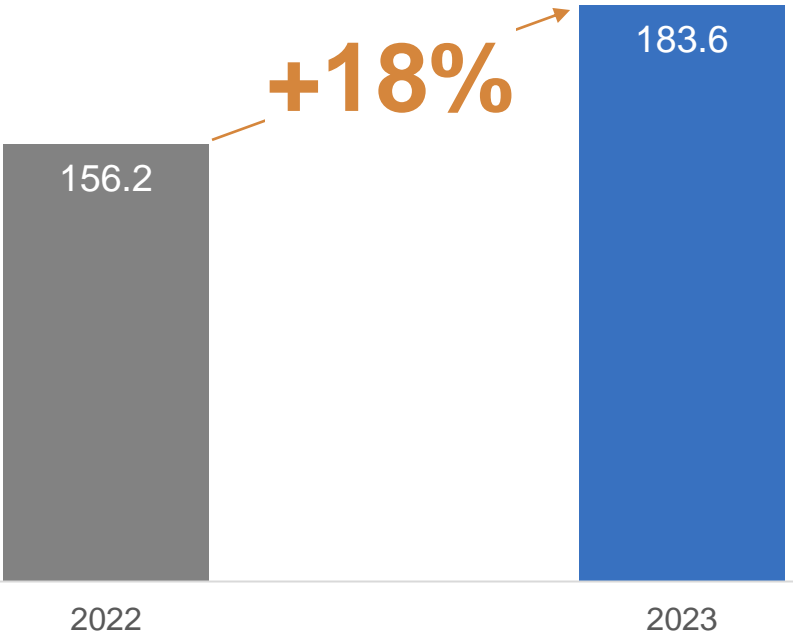
Fuel cells components nominated for serial production

# Strong financial performance BOOSTER Group



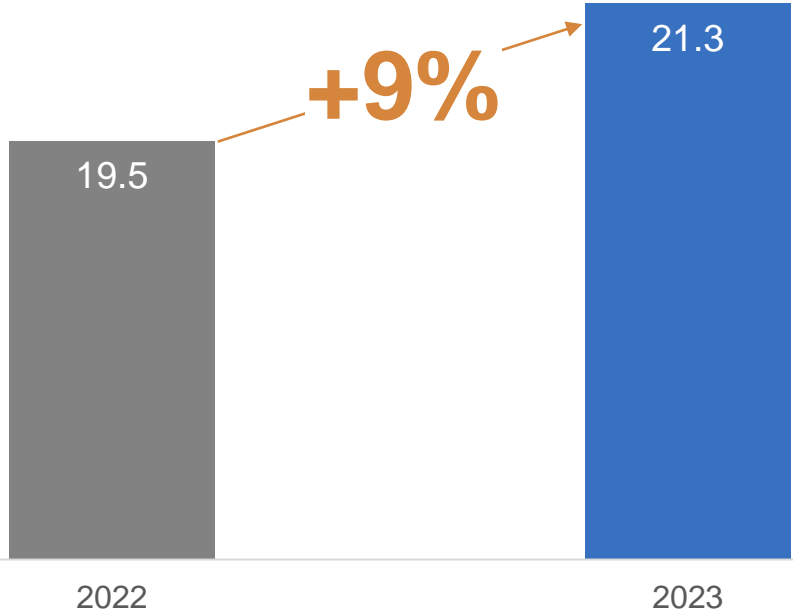
GENERAL  
TURBO  
FUEL CELL  
E-MOBILITY  
INDUSTRY

## Sales



Strong increase of sales by 18%, significantly higher growth than the general market

## EBITDA



EBITDA increased by 9%

# Business highlights BOOSTER Group



GENERAL  
TURBO  
FUEL CELL  
E-MOBILITY  
INDUSTRY

**Total sales above target**

EUR 184m actual  
vs.  
EUR 177m budgeted

**FY2023 sales above budget and previous year**

+3.8% vs. budget  
+18% vs. FY 2022

**Total business intake**

EUR 129m  
in 2023 (LIFETIME)

**Thereof non-turbo business intake**

EUR 26.9m  
in FY 2023 (LIFETIME)  
Mostly in e-mobility projects: EUR 14.3m

**Overall smooth operations**

# Investment highlights BOOSTER Group



GENERAL  
TURBO  
FUEL CELL  
E-MOBILITY  
INDUSTRY



## Quality leader with global production footprint

- Plants on three continents in close proximity to main customers serving 20+ countries
- Quality leader with superior product and material-know how backed by highly automated and state of the art machine park for large and small volumes



## Attractive and growing customer base

- Clear roadmap for the company's business model evolution towards high growth sectors
- Long-term customer relationships with high switching barriers are supplemented by new customers in new growth segments



## Robust credit profile

- Moderate debt level
  - Net debt/EBITDA 1.8x as of FY 2023
- Strong order intake in 2023 of EUR 129m offering high business visibility
- Stable secondary market performance



# Disclaimer



GENERAL  
TURBO  
FUEL CELL  
E-MOBILITY  
INDUSTRY

This presentation contains statements about future developments that are based on management's current expectations, assumptions, estimates and forecasts, as well as currently available information. Various known and unknown risks, unforeseeable developments, changes in the economic and political environment and other influences not currently identifiable may cause the future results, financial position or prospects of the company to differ from the estimates given here. No representation or warranty is made as to the completeness, correctness, adequacy or accuracy of the information or opinions contained herein. The information in this presentation does not constitute an offer of securities and is for informational purposes only.

This information is strictly confidential. It may only be passed on to other persons or companies with the consent of the legal representatives of BOOSTER Precision Components GmbH. The information in this presentation does not constitute an offer of securities and is for informational purposes only.



**Thanks for  
*your attention!***